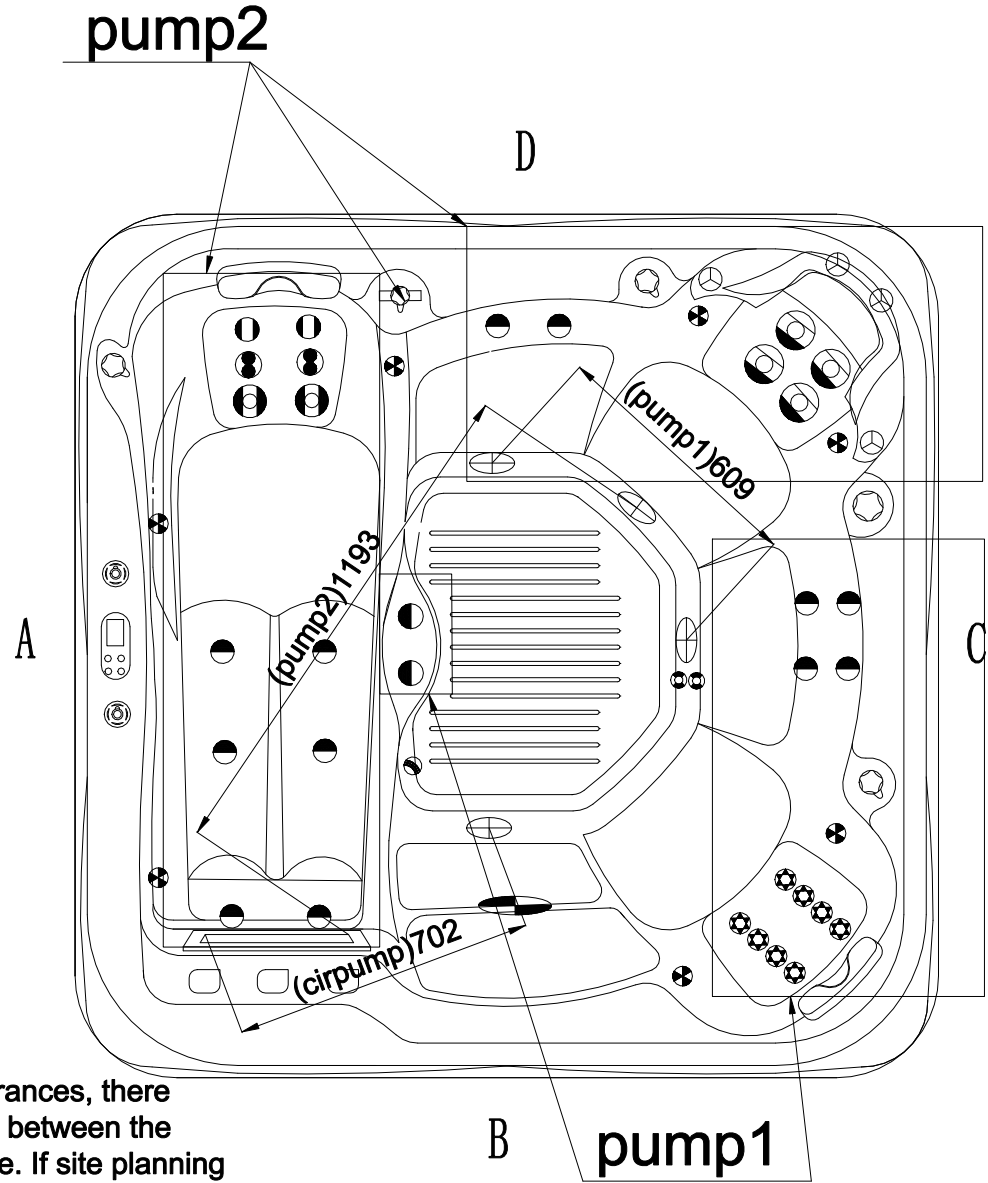


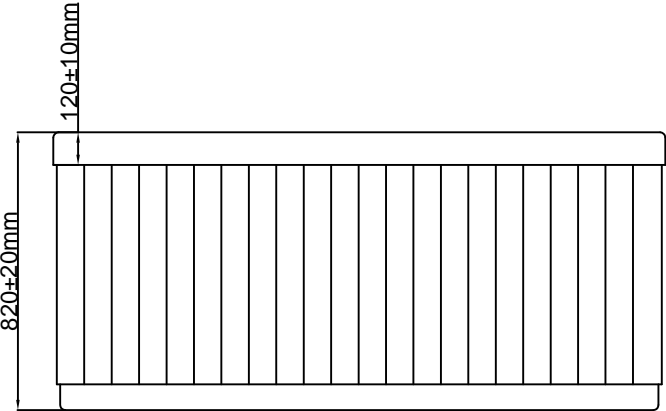
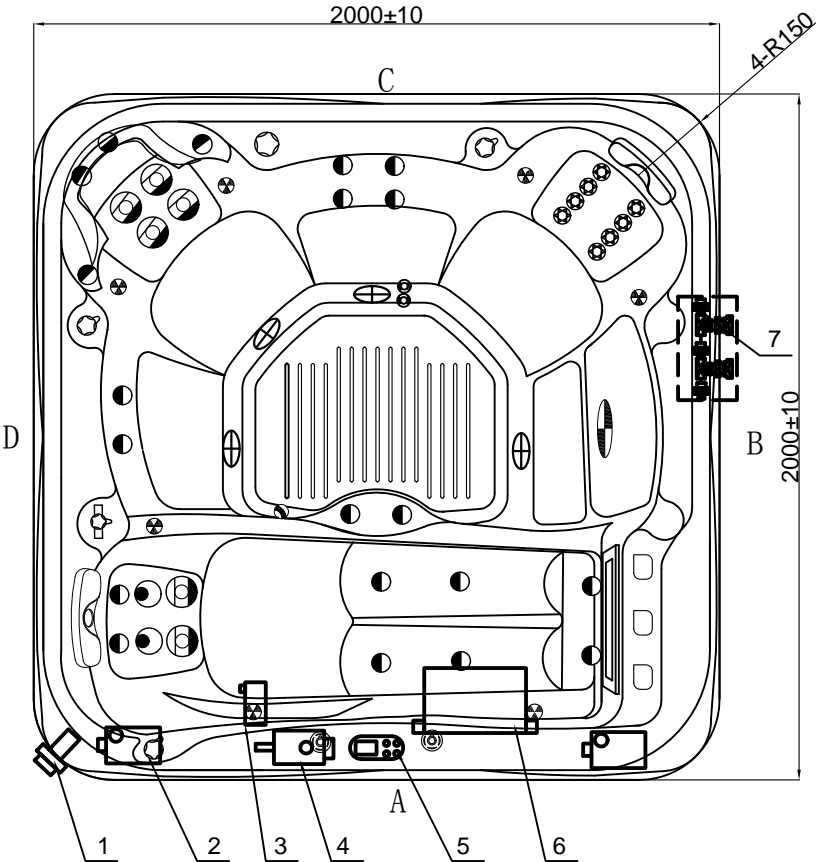
Notes: Due to manufacturing tolerances, there could be some minor differences between the actual spa and the drawing above. If site planning is critical to such tolerances, be sure to measure your actual spa. All specifications are subject to change without notice. Some components may be optional on your spa

					11		2 inch Water Diverter Valve	1	pcs
					10		1 inch Air Controller	3	pcs
					9		EVA Headrest-U Shape	1	pcs
					8		5 inch Jet Internal-Single Spin	4	pcs
					7		3 inch Jet Internal-Directional	4	pcs
					6		2 inch Suction (full set)	4	pcs
					5		Ozone Injector - Carbon Grey	2	pcs
					4		Large 3 inch Jet Internal-Single Spin	14	pcs
					3		2 inch Light Housing	7	pcs
					2		2 inch Jet Internal-Directional	8	pcs
					1		Black Butterfly Headrest	2	pcs
NO.	Icon	Description	Qty	Unit	NO.	Icon	Description	Qty	Unit

Therapy Assignment



Notes: Due to manufacturing tolerances, there could be some minor differences between the actual spa and the drawing above. If site planning is critical to such tolerances, be sure to measure your actual spa. All specifications are subject to change without notice. Some components may be optional on your spa



Notes: Due to manufacturing tolerances, there could be some minor differences between the actual spa and the drawing above. If site planning is critical to such tolerances, be sure to measure your actual spa. All specifications are subject to change without notice. Some components may be optional on your spa

7		Heat Pump Ready Unit(Optional)	1	pcs
6		Control Box	1	pcs
5		Control Panel	1	pcs
4		Circulation Pump	1	pcs
3		CD Ozone Generator	1	pcs
2		3HP Single Speed Pump	2	pcs
1		External Drain	1	pcs
NO.	Icon	Description	Qty	Unit
Edition:25/1/2021 BT360.07.0001				