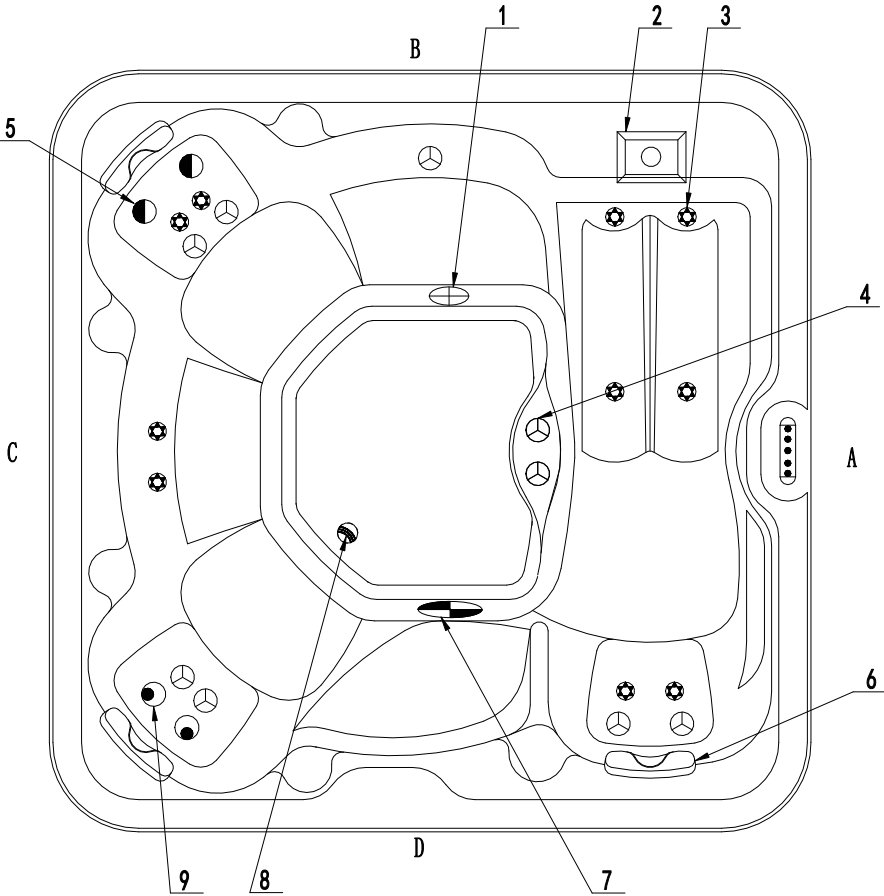


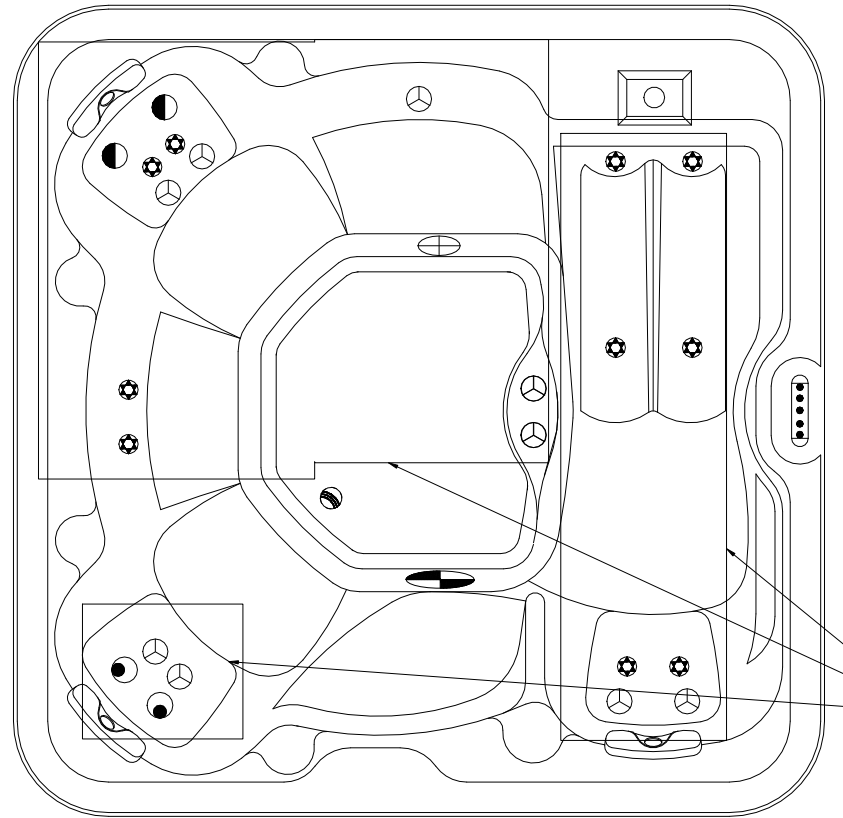
Fitting



Notes: Due to manufacturing tolerances, there could be some minor differences between the actual spa and the drawing above. If site planning is critical to such tolerances, be sure to measure your actual spa. All specifications are subject to change without notice. Some components may be optional on your spa.

9		4" Jet Internal-Single Pulse	2	pcs
8		Stainless Steel Low Drain - 1.5" Slip	1	pcs
7		5" Light Housing Without Holder	1	pc
6		EVA Headrest-Butterfly	3	pc
5		Large 3" Jet Internal-Single Pulse	2	pcs
4		3" Jet Internal-Directional	9	pc
3		Jet Face - 2" - Directional	10	pcs
2		Single cylinder skimmer	1	pcs
1		2" Suction (full set)	1	pc
NO.	Icon	Description	Qty	Unit

Therapy Assignment



PUMP1

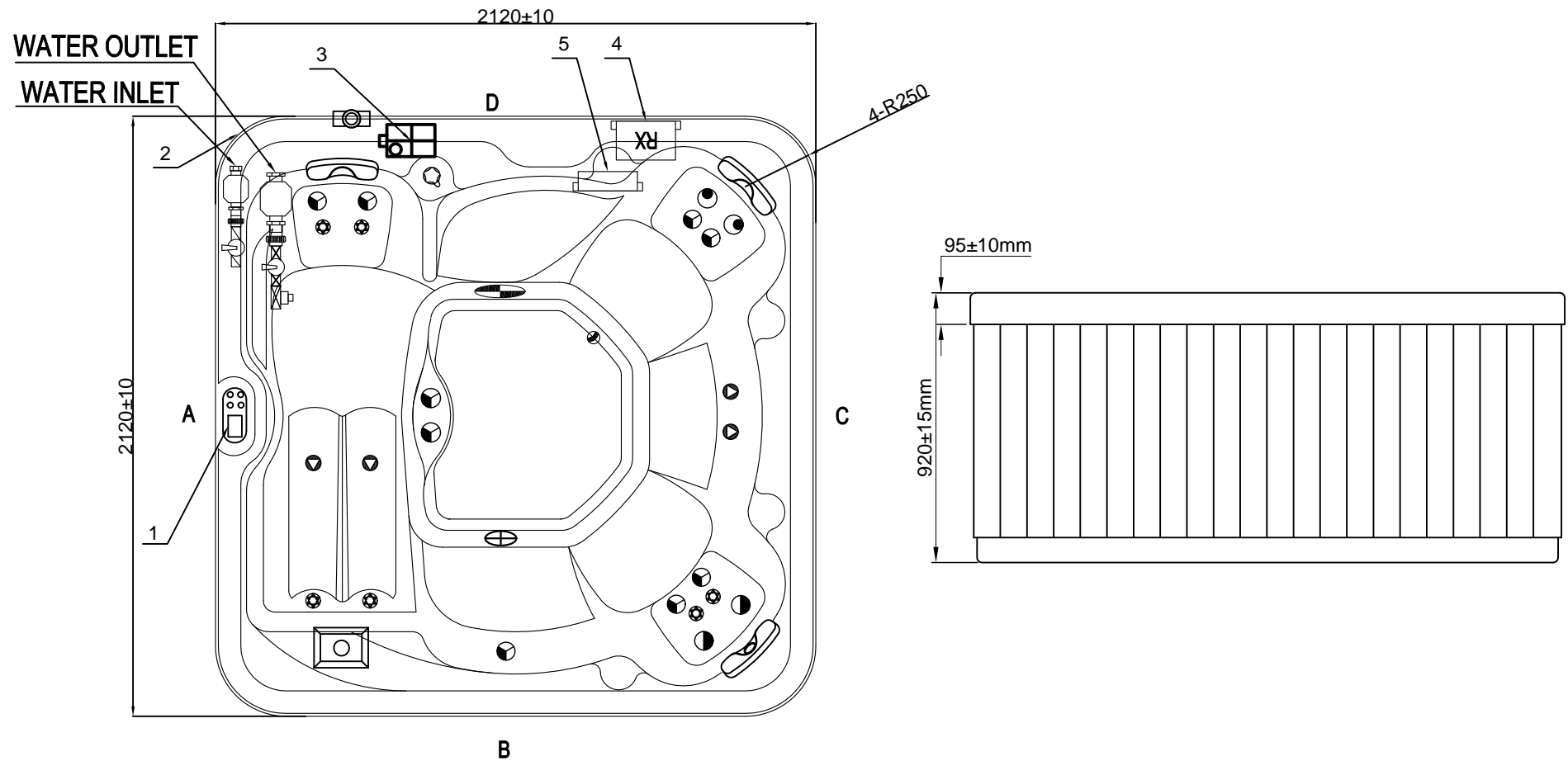
Notes: Due to manufacturing tolerances, there could be some minor differences between the actual spa and the drawing above. If site planning is critical to such tolerances, be sure to measure your actual spa.

All specifications are subject to change without notice.
Some components may be optional on your spa.

Edition: 11/01/2021

IDS560.03.0002

Business Plan



Notes: Due to manufacturing tolerances, there could be some minor differences between the actual spa and the drawing above. If site planning is critical to such tolerances, be sure to measure your actual spa. All specifications are subject to change without notice. Some components may be optional on your spa

5		Auxiliary Heater	1	pc
4		Control Box	1	pc
3		Two Speed Pump	1	pc
2		External Drain	1	pc
1		Control Panel	1	pc
NO.	Icon	Description	Qty	Unit